

New Voter Registration

Father Muller College of Physiotherapy, Mangalore



Voter Helpline App



Eligibility and Documents required for Voter list addition

Eligibility:

- ❖ Citizen of India
- ❖ Age: Above 18 years



Documents:

<p>Age proof</p> <ul style="list-style-type: none">•School Certificate•Birth Certificate•Aadhar Card•Passport•SSLC/ PUC marks card•Pan Card etc.	<p>Address proof</p> <ul style="list-style-type: none">•Ration Card•Aadhar Card•Gas Cylinder receipt•Electricity Bill•Bank passbook•Passport•Driving Licence•Rent agreement etc	<p>Passport size photo</p>
--	---	----------------------------

VOTER HELPLINE MOBILE APP

Came in Existence on ?

Launched Mobile App (Android & iOS) for all voter related services in 2019 for citizens

Purpose

Voter Helpline is an umbrella app for all voters from Registration to Results and from Candidate to Counting.



Available in

iOS & Android

HOW TO REGISTER/LOGIN IN APP?

Download the app from the Play store (Android)/ App Store iOS.

Follow the steps after installation of App

- Agree the terms & conditions
- Click on new user from Login screen to register.
- Registered users may login using mobile number and password
- Skip login if you don't want to register.

***NOTE : Voter registration is allowed without login as well**



Electoral Services



Form Submission

- * All Type of Forms
- * New Registration
- * Correction in Voter ID
- * Shifted to other Place (With in AC/Otherside AC)
- * Deletion of Voter ID
- * Overseas
- * Replacement of EPIC (Form-001)



Status Tracking

- * Track Status of Forms with Reference Number



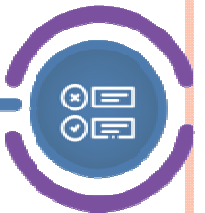
Electoral Search

- * Search your Name in Electoral Roll
- * Search by Details
- * Search By EPIC



e-EPIC

- * Check/Authenticate/Download
- * eKYC

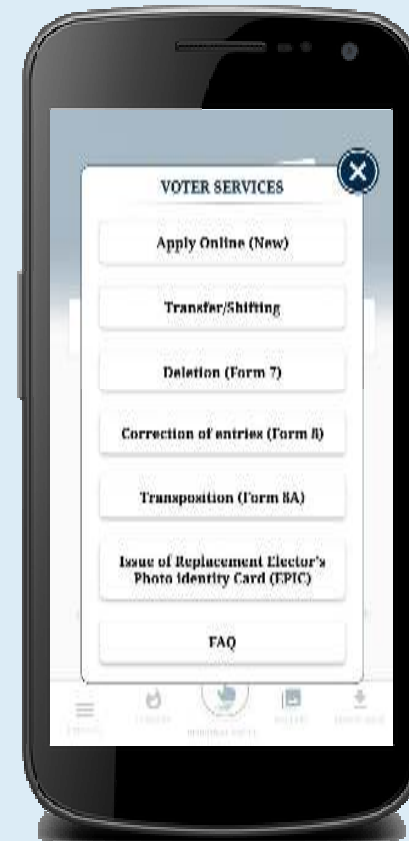


Complaints

- * Lodge complaint
- * Track status of complain

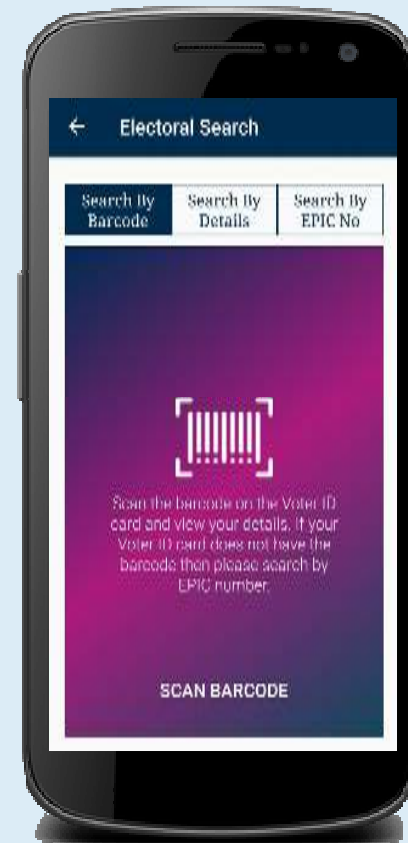
Voter Centric Services

- ❑ Form 6 - New registration form
- ❑ Form 6A - New registration form for overseas
- ❑ Form 7 - Form for deletion of name
- ❑ Form 8 - Form for correction
- ❑ Form 8A - Form for transposition
- ❑ Form 001 - For for issue of replaced card
- ❑ Track Status
- ❑ FAQs



Electoral Search

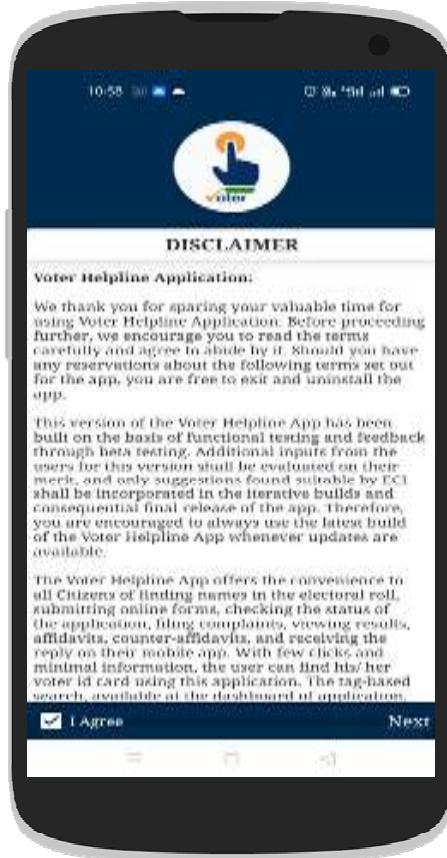
- ❑ Search by detail
- ❑ Search by EPIC
- ❑ Search by barcode



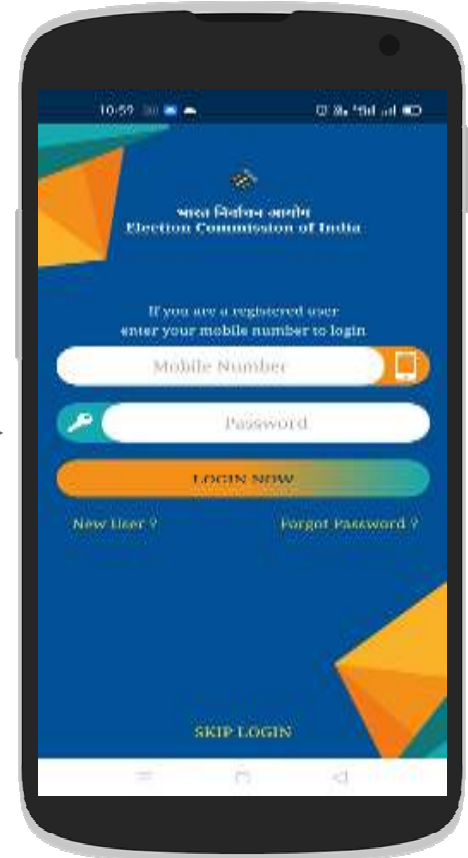
How to apply
for
New Voter ID card ?



Voter Helpline



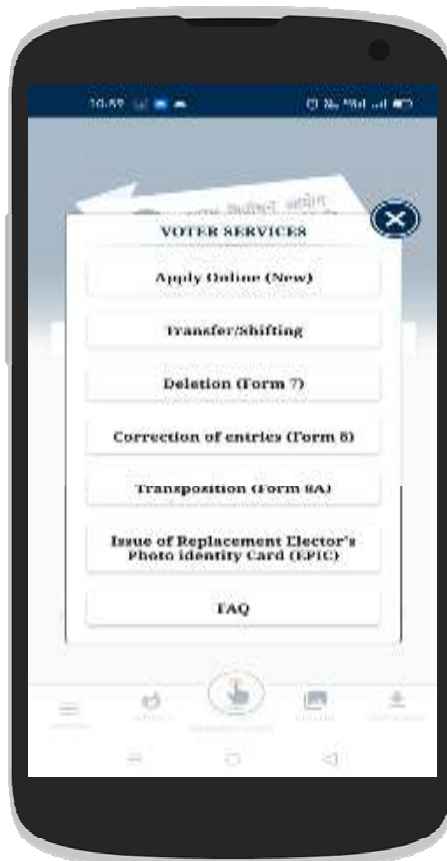
Disclaimer



Login Page
(New User can Skip)



Dashboard
(Select "Form")



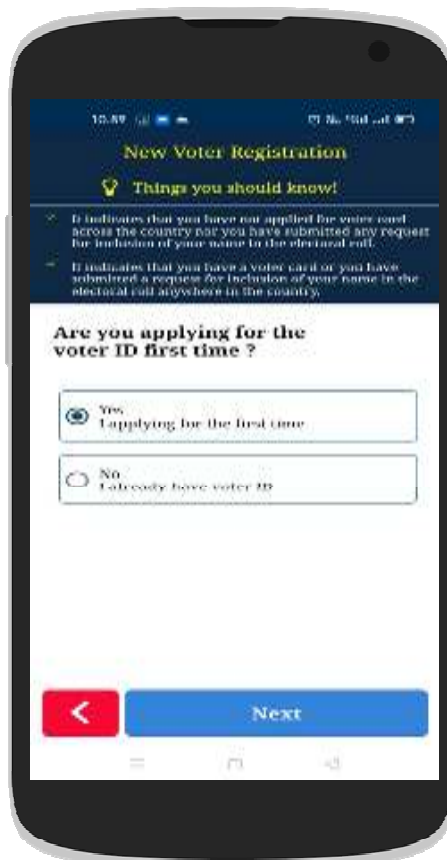
List of All Forms
(Select "Apply New")



Type of Elector
(Select "New Voter Registration")



Welcome Page
(Select "Let's Start")



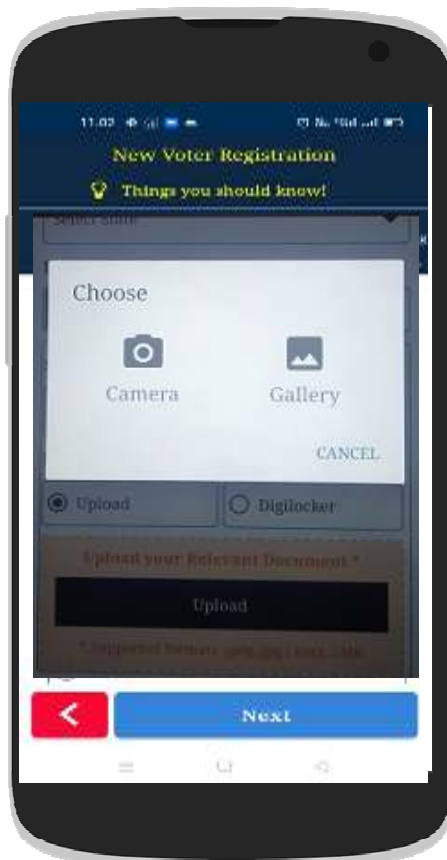
Applicant Confirmations
(Select "Yes" Accordingly)



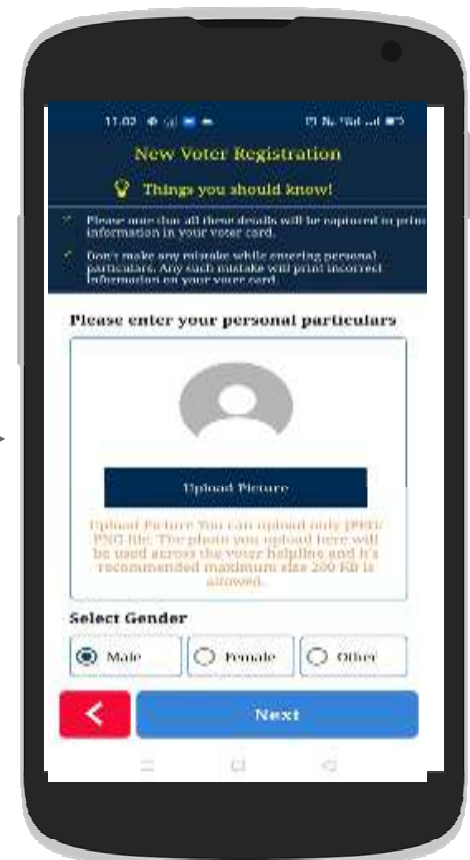
Applicant Confirmations
(Select "Yes" Accordingly)



Applicant Birth details
(Provide Details & upload documents)



Applicant Name & Image
(Upload the document)



Applicant Details
(Provide Details & upload image)

New Voter Registration

Things you should know!

- Please note that all these details will be captured to print information in your voter card.
- Don't make any mistake while entering personal particulars. Any such mistake will print incorrect information on your voter card.

Male
 Female
 Other

Enter Your Name *

Name

Name (In Regional) *

Name

Surname of Applicant (In Any)

Surname of Applicant (In Regional)

Surname (In Regional)

Name

Mobile

8618399638

Next 2021/12/22 1

Applicant Birth details
(Provide Details & upload documents)

New Voter Registration

Things you should know!

- You have to enter immediate family member details by entering their Voter ID number or name, who is residing with you or currently registered as a voter in the same electoral constituency along with the relationship type.

Enter the name of relative *

Name

Relation type *

Name

Relative Epic Number (If Issued)

Relative Epic Number

Relation Type *

Father
 Mother

Next

Applicant Relative Details
(Provide Details & EPIC if available)

New Voter Registration

Things you should know!

- You are eligible to be registered as a voter in the roll of the constituency area of the constituency where you are ordinarily resident.
- The details will be verified by your Booth Level Officer.

Enter your current address

House No *

Enter house number

House No. (In Regional)

House No (In Regional)

Street/Area/Locality *

Enter name of your street

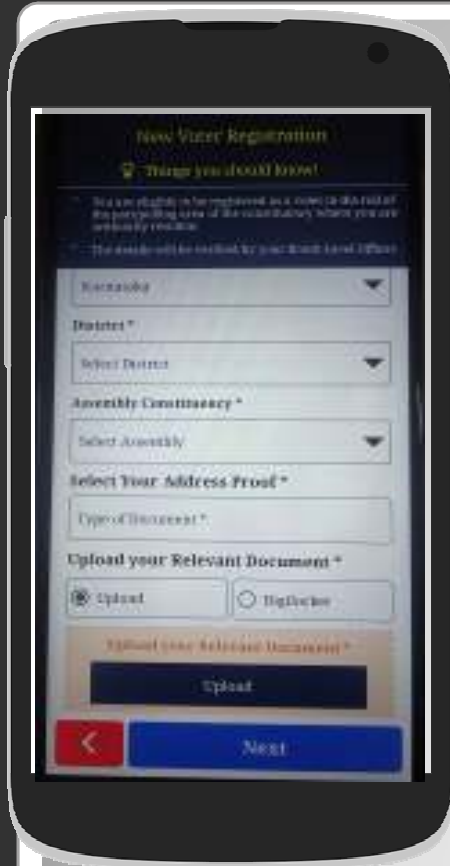
Street/Area/Locality (In Regional)

Street/Area/Locality (In Regional)


Town/Village *

Next

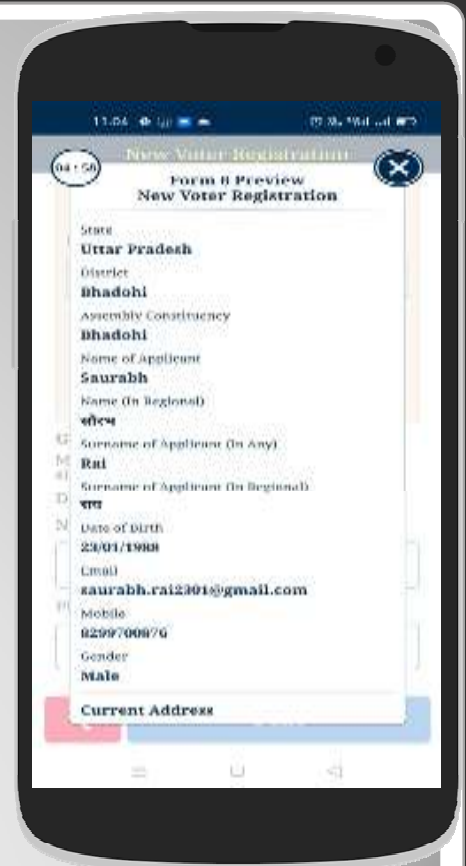

Applicant Address



Applicant Address
(Provide Details & upload documents)



Applicant Declaration
(Fill Name & Location)

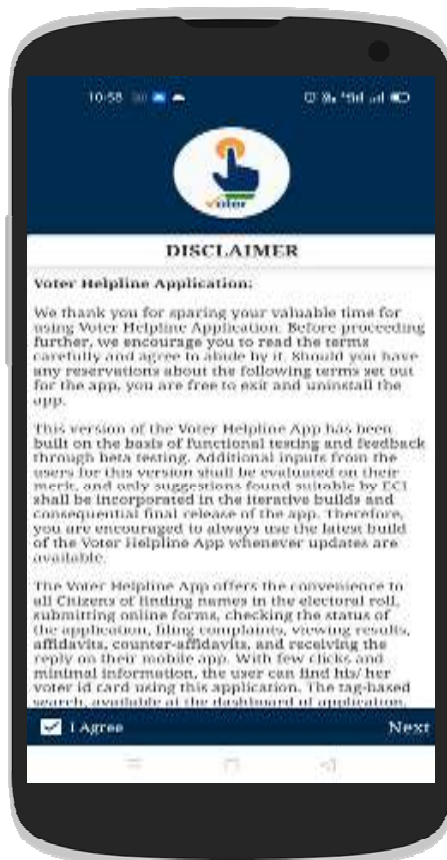


Preview the form & Submit

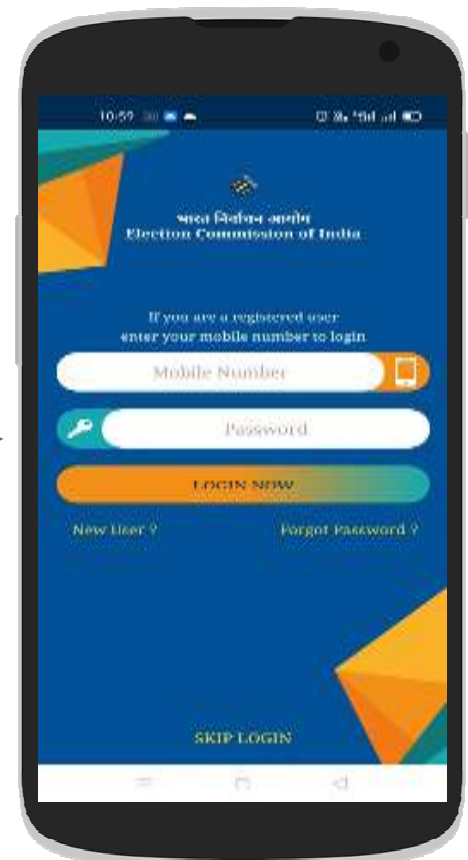
**How to Apply
for
Transfer / Shifting ?**



Voter Helpline



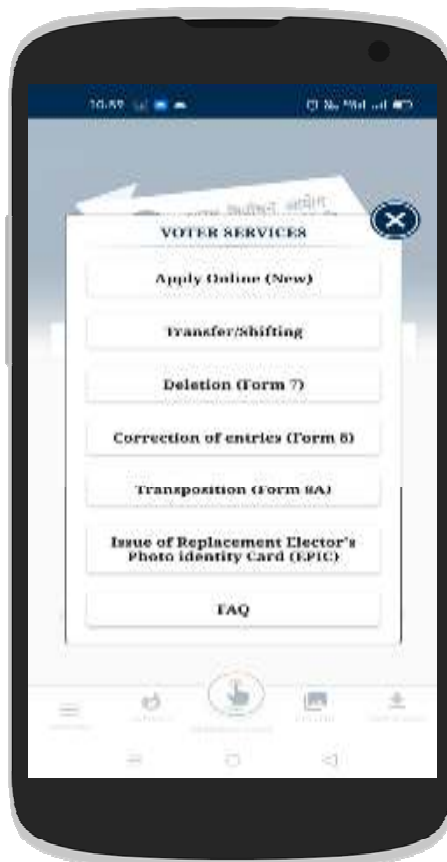
Disclaimer



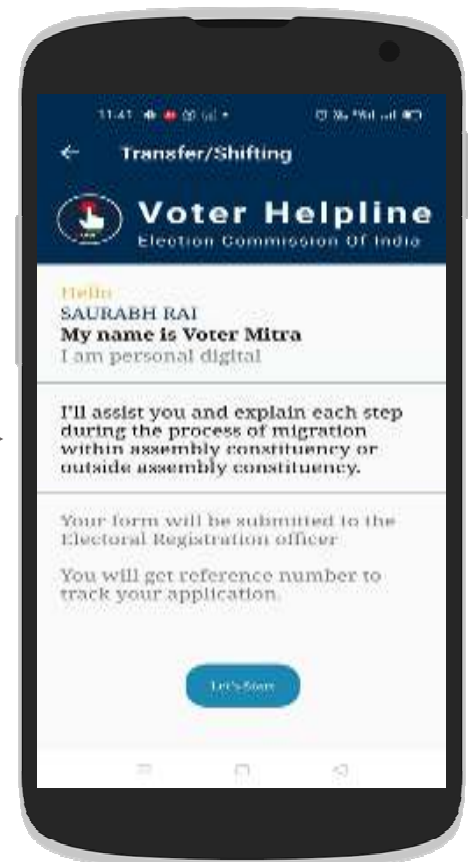
**Login Page
(New User can Skip)**



Dashboard
(Select "Form")



List of All Forms
(Select "Transfer / Shifting")



Welcome Page
(Select "Lets Start")



**Search Detail of EPIC for Shifting
(Select anyone option)**



**Searching Details by EPIC No.
(Fill EPIC No. to search)**



Verify the Details

11:42

Transfer/Shifting

Things you should know!

- Every Indian citizen who has attained the age of 16 years on the qualifying date i.e. first day of January of the year of revision of electoral roll, is eligible to register.
- Any Government id or Government approved document which is validating in your State of Birth can be considered as proof of date of birth.

State/UT *

Select State

Date of Birth

19- Date of Birth

Select Date of Birth Document *

Type of Document *

Upload your Relevant Document *

Upload Diglocker

Upload your Relevant Document

Applicant Birth Details
(Provide Details & upload documents)


11:48

Transfer/Shifting

Things you should know!

- Please note that all these details will be captured in print information in your voter card.
- Don't make any mistake while entering personal particulars. Any such mistake will print incorrect information on your voter card.

Please enter your personal particulars



Upload Picture

Upload Picture You can upload only (JPEG/PNG) file. The photo you upload here will be used across the voter helpline and it's recommended maximum size 200 KB is allowed.

Select Gender

Male Female Other

Applicant Name & Image
(Provide Details & upload image)

11:44

Transfer/Shifting

Things you should know!

- You have to enter immediate family member details by entering their Voter ID number or name who is residing with you or currently registered as a voter in the same electoral constituency along with the relationship type.

Enter the name of relative *

Name

रिश्तेदार का नाम *

Name

Relative Epic Number (if issued)

Relative Epic Number

Relation Type *

Father

Mother

Applicant Relative Details
(Provide Details & EPIC if available)

11:46

Transfer/Shifting

Things you should know!

- You are eligible to be registered as a voter in the roll of the participating area of the constituency where you are ordinarily resident.
- The details will be verified by your Booth Level Officer.

Enter your current address

House No *

Enter house number

House No.(In Regional)

House No.(In Regional)

Street/Area/Locality *

Enter name of your street

Street/Area/Locality(In Regional)

Street/Area/Locality(In Regional)

Town/Village *

Next

Applicant Current Address
(Provide Details & upload documents)

11:47

Transfer/Shifting

Things you should know!

- You are eligible to be registered as a voter in the roll of the participating area of the constituency where you are ordinarily resident.
- The details will be verified by your Booth Level Officer.

Address of earlier place of ordinary residence (if applying due to shifting from another constituency) :-

House No *

Enter house number

Street/Area/Locality *

Enter name of your street

Town/Village *

Enter your Town/Village *

Post Office:

Enter your post office

Next

Applicant old Address
(Fill Details)

11:47

Transfer/Shifting

Declaration

I Kaurabh raj, hereby declare to the best of my

- I am a citizen of India
- I am a ordinary resident at the given address

Since *

Select Date

- I have not applied for the inclusion of my name in

General Declaration

My Name has not already been include in the electoral roll for this any other Assembly

Date 09/03/2021

Name of the applicant

Enter name

Place

Done

Applicant declaration
(Fill Date, Name & Location)

**Preview the filled
form
&
Submit to generate
the Reference ID**



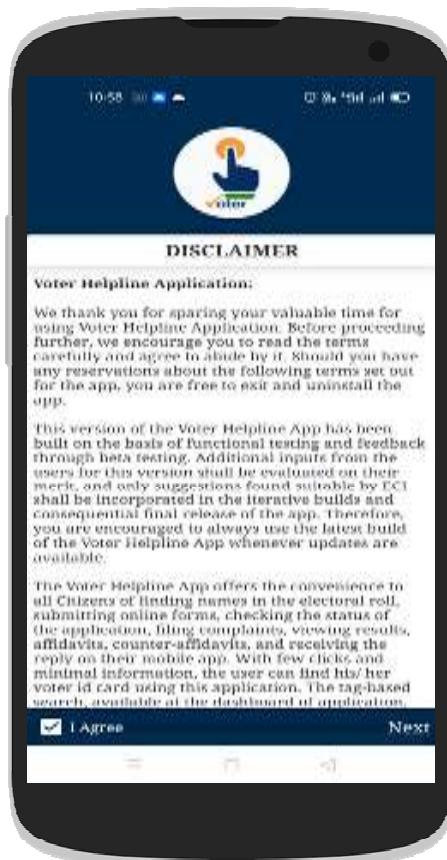
The image shows a smartphone screen displaying a 'Form 6 Preview' for constituency shifting. The form is titled 'Form 6 Preview Due to shifting from another constituency' and is part of a 'Transfer/Shifting' process. The form fields are as follows:

Field	Value
State	Uttar Pradesh
District	Bhadohi
Assembly Constituency	Bhadohi
Name of Applicant	Saurabh Rai
Name (In Regional)	शिव रा
Surname of Applicant (In Any)	
Surname of Applicant (In Regional)	
Date of Birth	23/01/1988
Email	
Mobile	[Redacted]
Gender	Male

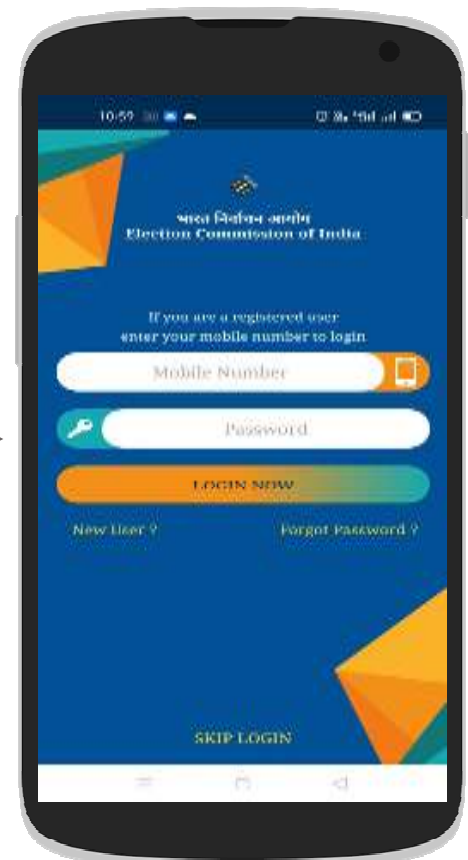
**How to Apply for
Correction of entries in
Voter ID card ?**



Voter Helpline



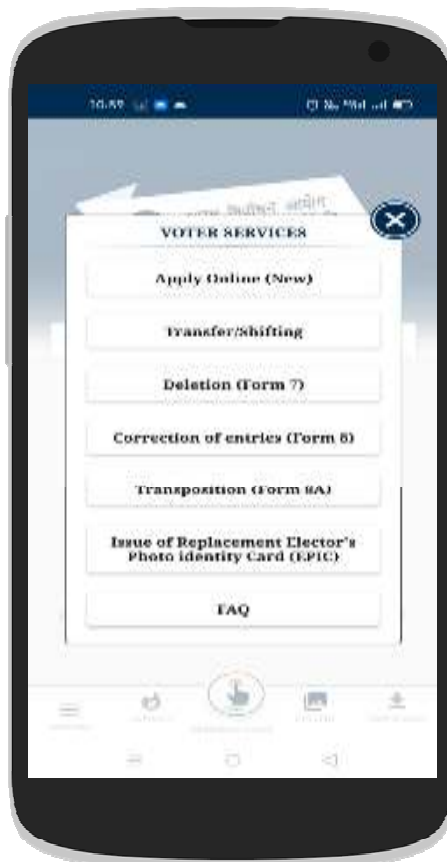
Disclaimer



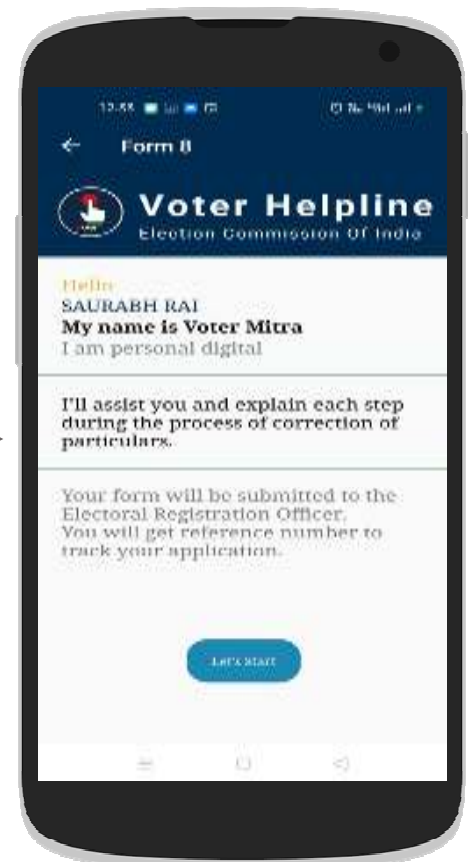
**Login Page
(New User can Skip)**



Dashboard
(Select "Form")



List of All Forms
Select "Correction (Form 8)"



Welcome Screen
(Select "Lets Start")



**Provide Applicant Details
(Search by Name / EPIC no.)**



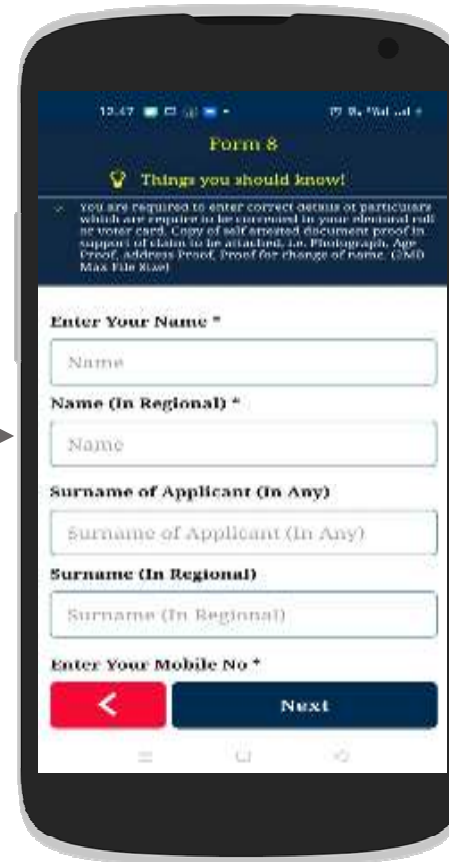
**Fill Applicant EPIC No.
(Fetch details and proceed)**



**Applicant Confirmations
(Select "Next")**



Select entity for correction



Fill Correct entity & Upload supporting document

Form 8

General Declaration
 All information given in application is true and I am aware that making a statement or declaration which is false or do not believe to be true, is punishable under Section 31 of Representation of People Act, 1950 (13 of 1950).

Date 10/03/2021

Name of the Applicant *

Place

< Done

Applicant Relative Details
 (Provide Details & EPIC if available)

Form 8 Preview

05:00

State
 Uttar Pradesh

District
 Bhadohi

Assembly Constituency
 Bhadohi

Name of Applicant
 Saurabh Raj

Name (in Regional)
 saurabh

Part No. of Electoral Roll *
 228

Serial No. of Electoral Roll *
 926

Mobile
 1224407890

EPIC No.
 IMG284495

The correct particulars in entry to be corrected are as below :-

Name of Applicant
 saurabh

Name (in Regional)
 saurabh

< Done

Preview the form & Submit

National Voters' Services Portal (NVSP)

Weblink: <https://nvsp.in/>

National Voters' Services Portal (NVSP)

The screenshot displays the homepage of the National Voters' Services Portal (NVSP). At the top left is the logo of the Election Commission of India, followed by the text "राष्ट्रीय मतदाता सेवा पोर्टल" and "NATIONAL VOTERS' SERVICES PORTAL". On the top right, there are navigation links for "Home", "About Us", "Services-", and "Login".

The main content area is divided into several sections:

- Login/Register to Avail following Facilities:** A list of services including registration for new elector, registration of overseas elector, deletion or objection in Electoral Roll, correction of Entries, Transposition within AC, and Migration to another AC. A "Login/Register" button is located below the list.
- Electors Verification Program:** A blue tile with a document icon.
- Search in Electoral Roll:** A yellow tile with a magnifying glass icon.
- Forms 001:** A blue tile with a document icon.
- Track Application Status:** A green tile with a document and pencil icon.
- Download Electoral Roll PDF:** A blue tile with a download arrow icon.
- Know Your:** An orange tile with a smartphone icon showing a question mark. It lists links for: Know My Constituency, Constituency Details, List of Electors in My Constituency, and Polling Entry Report.

At the bottom, there is a banner with the text "VOTE INDIA" and a row of five utility buttons: "Link to States/UT CEO's", "Voter Education", "Polling Process", "EVM Machines", and "Complaints & Suggestions".

Login Screen for Registered Electors



UserName

The UserName field is required.

Password

The Password field is required.

Captcha

A captcha image showing the numbers 2, 0, 0, 6, 5 in a sequence, with a red diagonal line crossing through them.

A green circular icon with a white refresh symbol.

[Forgot password ?](#)

[Don't have account, Register as a new user.](#)

Registered User – Electors



Mobile No

+91

Captcha



e

Send OTP

First Name

Last Name

Epic Number

Email

Password

Confirm Password

Thank You